


Ideas

I started drawing and doing some basic sketches of the scene and what the was around me, by just incorporating different elements that stood out in that moment.

I also experimented with using actual tree branches that looked similar to those in the event, and using those to draw and imprint the trees. I also thought about using different objects to display the different important elements. To represent the snow I thought about using cotton balls to represent the snow, and use some sort of red and white striped ribbon to represent the security tape. I liked the idea of including different elements that can all be touched and are known by everyone, as touching things can trigger memories, and it can make the story more relatable and more expressive. Also these surrounding elements are all in my story, without making it obvious.




At first I thought I could just glue the leaves to the piece of paper, but

as this was quite difficult, I thought about making a print with the leaves, which I ended up



this was my favorite print of them all

I liked more



Idea #2

As Keith Haring was the master artist that I analysed for this project, and I personally like the way he has demonstrated to tell stories about different aspects of his life, I have decided to do something in the style of him. I took the two most memorable, and in my opinion and from my own perception the best interpretable figures of the story ~~to draw~~ to draw in the style of Keith Haring. I incorporated the use of his simplistic and thick lines, as well as the motion lines that help



essentuate the object, and its basic use of color, and primary colors, including black. I was especially inspired by this painting by Keith Haring and included his use of color, as well as the black outlining and the polka-dotted ground. The colors also well suited the reality of the story, as blue is often a color of the day, and red was the actual color of the helicopter. Often, Keith also used symbols like an 'x' in certain pictures around the image or on the people, to represent that they are in a certain state. The x in this image hereby represents that the person is unconscious and is laying on the ground, unable to move or speak. In order to make the second image more expressive,



Retrospect, 1992

I could also include the motion lines in areas above his head, emphasizing that his body is not functioning, and that other people might be alarmed. (Similar to this image by Keith Haring)

Process and Product:

My final piece should express the most important elements and features of the story that I have chosen for this project, and should clearly express the emotions and thoughts of the event. I want my

painting to express alarm and consciousness, and I want my painting to warn people of the dangers in this world, and how quickly things can happen. I want my painting to help people understand the consequences of certain actions and that you need to go about things with caution and awareness in life, because things can change quickly.

Lively,
varied
brushmarks




The special reason for me picking this story for this unit, was because it was a part of my life that I have never shared with anyone other than my dad, who was with me at the event, but was nothing that I every properly spoke about and had set free from my mind. The significance of this story is, that even though I was very small, it was something that I haven't forgotten until today, and is something that will stay with forever, and is therefore something that really allowed me to express my feelings and emotions.





These materials are produced to exemplify marking standards and are for in-school use only



Detail of Final Piece on canvas

